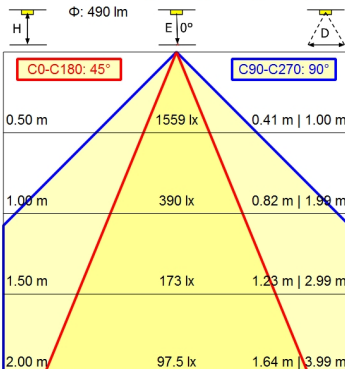
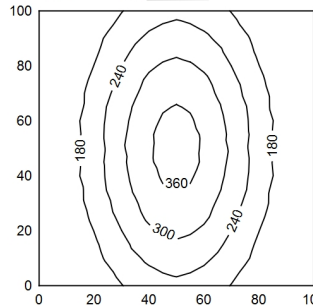
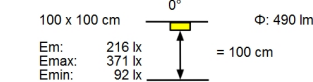
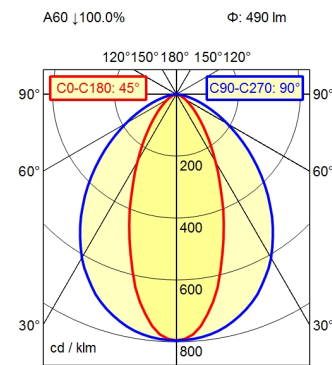


RSFM 4/0,05 P25-1



<b>Light source</b>	LED
<b>Work equipment</b>	Without
<b>Connected load</b>	20 - 28 V; DC
<b>Power consumption</b>	ca. 5 W
<b>Luminous flux</b>	approx. 490 lm
<b>Luminous efficiency</b>	approx. 98 lm/W
<b>Light type/-color</b>	Cold white
<b>Colour temperatur</b>	approx. 5.000 K
<b>Color rendering index</b>	CRI $\geq$ 80
<b>Light distribution</b>	Narrow-beam; Direct; Symmetric
<b>Beam angle</b>	40°/90°
<b>Chromaticity tolerance LED</b>	< 4 SDCM
<b>Glare control</b>	Without
<b>Luminance (L65)</b>	$\leq$ 56.000 cd/m <sup>2</sup>
<b>Unified glare rating (4H 8H)</b>	$\leq$ 22
<b>System of protection</b>	IP 67
<b>Class of protection</b>	III
<b>Technology</b>	Switchable; -
<b>Operation</b>	External
<b>Housing</b>	Aluminium; Anodised; Aluminium coloured anodised Borosilicate; Clear
<b>Light source cover</b>	
<b>Weight (net)</b>	ca. 0,2 kg
<b>Mains lead</b>	Built-in plug; RSFM 4/0,05 P25-1
<b>Design</b>	mounted version
<b>Fastening</b>	L-angle; Clamp
<b>Dimension</b>	A=190 mm
<b>Minimum ambient temperature</b>	0 °C
<b>Maximum ambient temperature</b>	50 °C

# Surface-mounted luminaire MACH LED PLUS.forty MLAL 12 S

113161000-00660033

