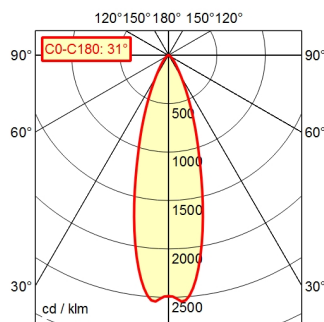
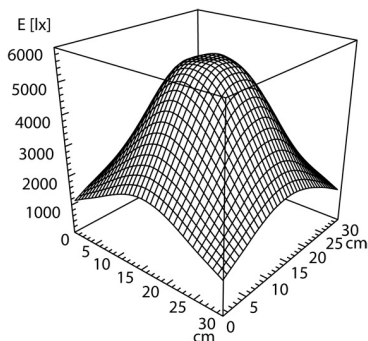
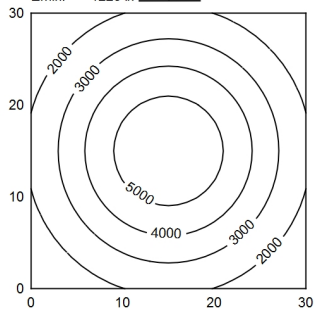


A70 100.0%  $\Phi$ : 550 lm



30 x 30 cm  $\Phi$ : 550 lm

Em: 3261 lx  
Emax: 5572 lx  
Emin: 1223 lx



**Light source**

**Work equipment**

**Connected load**

**Power consumption**

**Luminous flux**

**Luminous efficiency**<sup>1)</sup>

**Light type/-color**

**Colour temperatur**

**Color rendering index**

**Light distribution**

**Beam angle**

**Chromaticity tolerance LED**

**Glare control**

**Luminance (L65)**

**Unified glare rating (4H 8H)**<sup>2)</sup>

**System of protection**

**Class of protection**

**Technology**

**Operation**

**Emergency lighting**

**Housing**

**Light source cover**

**Mains lead**

**Fastening**

**Add-on lens**

**Maximum ambient temperature**

**EAN**

**Weight (net)**

**Special features**

LED

Without

12 - 40 V; 12-28 V, AC and 12-40 V, DC; AC; DC

ca. 8 W

approx. 550 lm

approx. 68 lm/W

Cold white

approx. 5.000 K

CRI  $\geq$  80

Wide beam; Direct; Black

30°

< 4 SDCM

Optics

$\leq$  6.000 cd/m<sup>2</sup>

$\leq$  19

IP 67

III

Switchable; Continuously dimmable; -

Push button

none

Aluminium; Anodised; Black

Borosilicate

ca. 3 m; With free stranded wires

Table clamp (accessory); Wall bracket (accessory);

Screw-down flange

Not available

40 °C

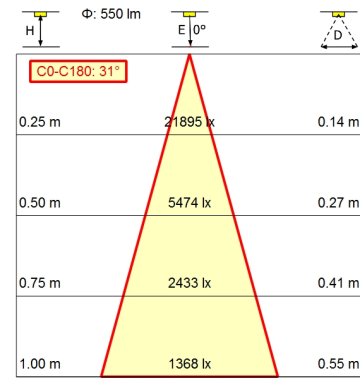
4013330088330

ca. 2 kg

Flood

**Arm-mounted luminaire ROCIA.focus  
RFD 600/850/DS**

113182000-00680208



<sup>1)</sup> For luminaires with separate control gear, the luminous efficacy refers to the luminaire head without control gear according to DIN EN 12464-1:2021

<sup>2)</sup>