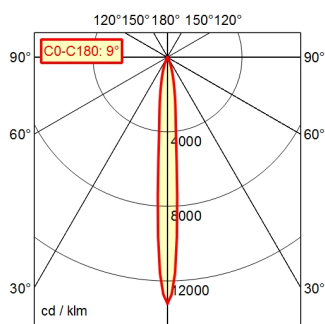
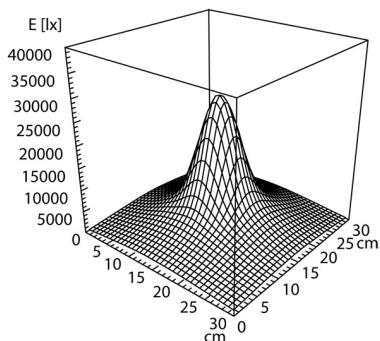
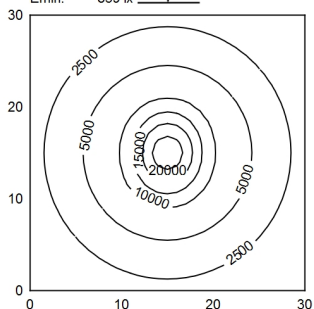


A80 | 100.0% Φ : 600 lm



30 x 30 cm Φ : 600 lm

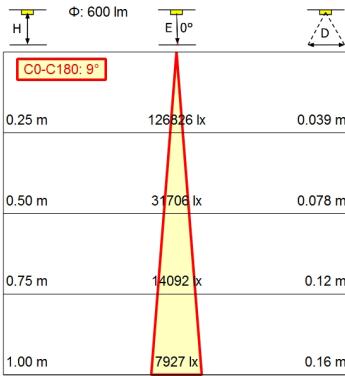
Em: 5010 lx
Emax: 28559 lx
Emin: 839 lx



Light source	LED
Work equipment	Without
Connected load	12 - 40 V; 12-28 V, AC and 12-40 V, DC; AC; DC
Power consumption	ca. 8 W
Luminous flux	approx. 600 lm
Luminous efficiency ¹⁾	approx. 75 lm/W
Light type/-color	Cold white
Colour temperatur	approx. 5.000 K
Color rendering index	CRI \geq 80
Light distribution	Narrow-beam; Direct; Black
Beam angle	10°
Chromaticity tolerance LED	< 4 SDCM
Glare control	Optics
Luminance (L65)	\leq 4.000 cd/m ²
Unified glare rating (4H 8H) ²⁾	\leq 16
System of protection	IP 67
Class of protection	III
Technology	Switchable; Continuously dimmable; -
Operation	Push button
Housing	Aluminium; Anodised; Black
Light source cover	Borosilicate
Mains lead	ca. 3,2 m; With free stranded wires
Fastening	Table clamp (accessory); Wall bracket (accessory); Screw-down flange
Add-on lens	Not available
Maximum ambient temperature	40 °C
EAN	4013330088446
Weight (net)	ca. 2 kg
Special features	Spot

**Flexible-tube luminaire ROCIA.focus
RFF 600/850/DS**

113184000-00680272



¹⁾ For luminaires with separate control gear, the luminous efficacy refers to the luminaire head without control gear according to DIN EN 12464-1:2021

²⁾