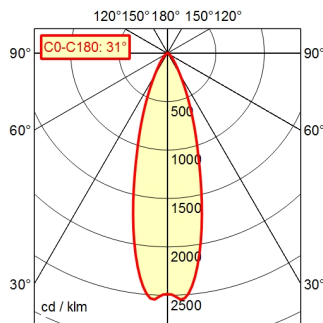
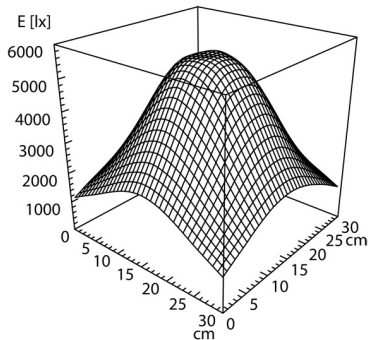
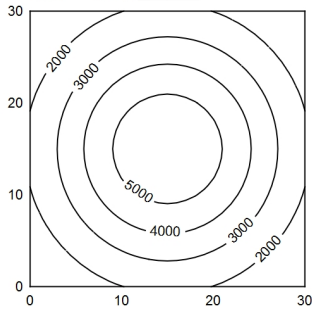


A70 | 100.0%       $\Phi$ : 550 lm



30 x 30 cm       $\Phi$ : 550 lm

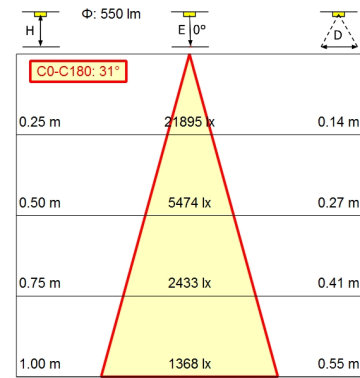
Em: 3261 lx  
Emax: 5572 lx  
Emin: 1223 lx



<b>Light source</b>	LED
<b>Work equipment</b>	Without
<b>Connected load</b>	12 - 40 V; 12-28 V, AC and 12-40 V, DC; AC; DC
<b>Power consumption</b>	ca. 8 W
<b>Luminous flux</b>	approx. 550 lm
<b>Luminous efficiency <sup>1)</sup></b>	approx. 68 lm/W
<b>Light type/-color</b>	Cold white
<b>Colour temperatur</b>	approx. 5.000 K
<b>Color rendering index</b>	CRI $\geq$ 80
<b>Light distribution</b>	Wide beam; Direct
<b>Beam angle</b>	30°
<b>Chromaticity tolerance LED</b>	< 4 SDCM
<b>Glare control</b>	Optics
<b>Luminance (L65)</b>	$\leq$ 6.000 cd/m <sup>2</sup>
<b>Unified glare rating (4H 8H) <sup>2)</sup></b>	$\leq$ 19
<b>System of protection</b>	IP 67
<b>Class of protection</b>	III
<b>Technology</b>	Switchable; -
<b>Operation</b>	External
<b>Emergency lighting</b>	none
<b>Housing</b>	Aluminium; Anodised; Black
<b>Light source cover</b>	Borosilicate
<b>Mains lead</b>	ca. 3,7 m; With free stranded wires
<b>Fastening</b>	Wall bracket (accessory); Screw-down flange; Magnetic base (accessory); Table base Ballast
<b>Accessory</b>	
<b>Maximum ambient temperature</b>	40 °C
<b>EAN</b>	4013330088477
<b>Weight (net)</b>	ca. 1,2 kg
<b>Special features</b>	Flood

Pivoting-head luminaire ROCIA.focus  
RFJ 600/850/S

113185000-00680293



<sup>1)</sup> For luminaires with separate control gear, the luminous efficacy refers to the luminaire head without control gear  
<sup>2)</sup> according to DIN EN 12464-1:2021