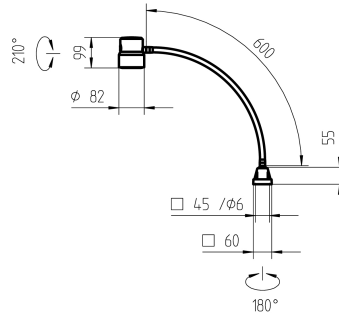





Flexible-tube luminaire SL SLF 500/750

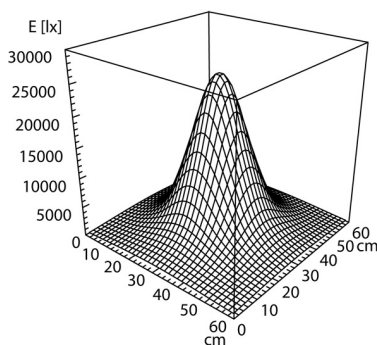
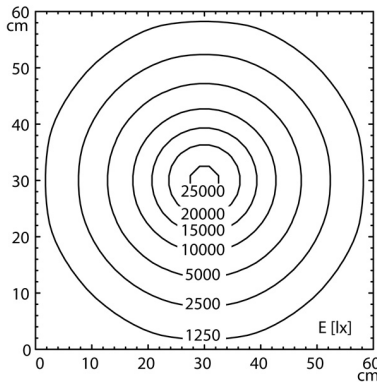
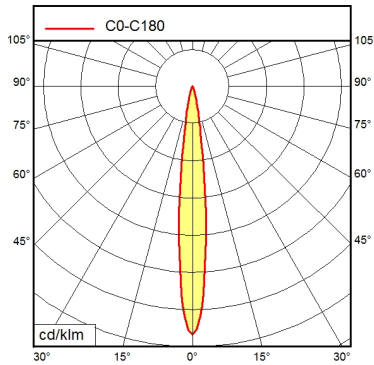
113261000-00641180

Waldmann **W**

ENGINEERS OF LIGHT



-  CEE 7/XVI
-  BS 1363 A
-  NEMA 1-15P



Light source	LED
Work equipment	Electronic plug-in transformer
Connected load	100 - 240 V; AC; 50 Hz; 60 Hz
Power consumption	ca. 6 W
Luminous flux	approx. 490 lm
Light type/-color	Cold white
Colour temperatur	approx. 5.000 K
Color rendering index	CRI ≥ 70
Light distribution	Narrow-beam; Direct; Black
Beam angle	10°
Glare control	Optics
System of protection	IP 67
Class of protection	II with plug-in power supply, III without plug-in power supply
Technology	Switchable; -
Operation	Push button
Housing	Aluminium; Painted; Black
Light source cover	Borosilicate
Mains lead	ca. 3 m; Mains plug; CEE 7/XVI; BS 1363 A; NEMA 1-15P
Fastening	Screw-down flange
Maximum ambient temperature	40 °C
EAN	4013330094881
Weight (net)	ca. 1,7 kg
Weight incl. packaging	ca. 2,6 kg
Packaging dimensions	ca. 930; 180; 130
Special features	Spot