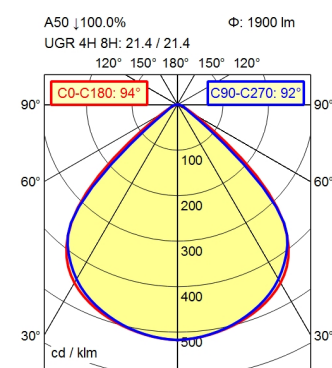
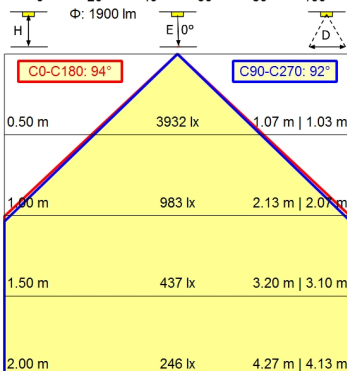
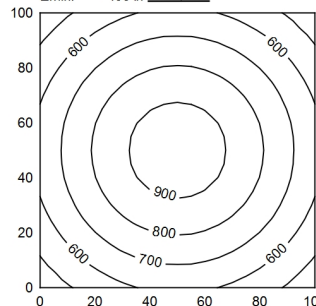


M12-A-5



100 x 100 cm Φ : 1900 lm
 Em: 728 lx
 Emax: 947 lx
 Emin: 493 lx



Light source	LED
Work equipment	Without
Connected load	24 V; DC
Power consumption	ca. 14 W
Luminous flux	approx. 1.900 lm
Luminous efficiency ¹⁾	approx. 135 lm/W
Light type/-color	Cold white
Colour temperatur	approx. 5.000 K
Color rendering index	CRI \geq 80; R9 \geq 10
Light distribution	Direct; Symmetric
Beam angle	92°
Chromaticity tolerance LED	< 3 SDCM
Glare control	Optics
Luminance (L65)	\leq 4.200 cd/m ²
UGR class (4H 8H; EN 12464-1)	\leq 22
System of protection	IP 67
Class of protection	III
Technology	Multi-stage switchable
Operation	External
Emergency lighting	none
Housing	Aluminium; Anodised; Aluminium coloured anodised Borosilicate
Light source cover	
Mains lead	Built-in plug; M12-A-5
Design	Integrated version
Fastening	Snap-fit
Installation dimensions	ca. 213 mm; 168 mm; 30 mm
Minimum ambient temperature	0 °C
Maximum ambient temperature	50 °C
EAN	4013330124144
Weight (net)	ca. 1,3 kg
Weight incl. packaging	ca. 1,7 kg
Dimensions	223 mm; 178 mm; 19 mm
Dimensions (dimensional drawing)	A=223 mm
Packaging dimensions	ca. 475; 235; 45
Special features	ADVANCED package

¹⁾ For luminaires with separate control gear, the luminous efficacy refers to the luminaire head without control g

