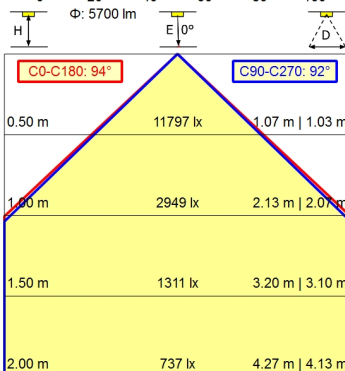
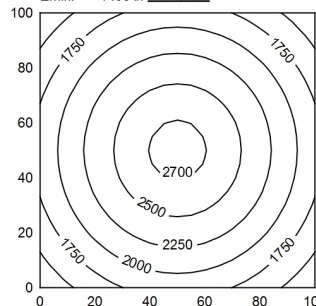
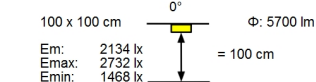
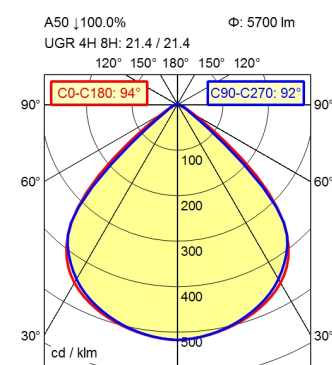


M12-A-5



<b>Light source</b>	LED
<b>Work equipment</b>	Without
<b>Connected load</b>	24 V; DC
<b>Power consumption</b>	ca. 42 W
<b>Luminous flux</b>	approx. 5.700 lm
<b>Luminous efficiency <sup>1)</sup></b>	approx. 135 lm/W
<b>Light type/-color</b>	Cold white
<b>Colour temperatur</b>	approx. 5.000 K
<b>Color rendering index</b>	CRI ≥ 80; R9 ≥ 10
<b>Light distribution</b>	Direct; Symmetric
<b>Beam angle</b>	92°
<b>Chromaticity tolerance LED</b>	< 3 SDCM
<b>Glare control</b>	Optics
<b>Luminance (L65)</b>	≤ 4.200 cd/m <sup>2</sup>
<b>UGR class (4H 8H; EN 12464-1)</b>	≤ 22
<b>System of protection</b>	IP 67
<b>Class of protection</b>	III
<b>Technology</b>	Multi-stage switchable
<b>Operation</b>	External
<b>Emergency lighting</b>	none
<b>Housing</b>	Aluminium; Anodised; Aluminium coloured anodised Borosilicate
<b>Light source cover</b>	
<b>Mains lead</b>	Built-in plug; M12-A-5
<b>Design</b>	Integrated version
<b>Fastening</b>	Snap-fit
<b>Installation dimensions</b>	ca. 563 mm; 168 mm; 30 mm
<b>Minimum ambient temperature</b>	0 °C
<b>Maximum ambient temperature</b>	50 °C
<b>EAN</b>	4013330124106
<b>Weight (net)</b>	ca. 3,5 kg
<b>Weight incl. packaging</b>	ca. 3,9 kg
<b>Dimensions</b>	573 mm; 178 mm; 19 mm
<b>Dimensions (dimensional drawing)</b>	A=573 mm
<b>Packaging dimensions</b>	ca. 825; 235; 45
<b>Special features</b>	ADVANCED package

<sup>1)</sup> For luminaires with separate control gear, the luminous efficacy refers to the luminaire head without control g

# Recessed luminaire ACURIA.perfect APE 6000/850/MS

114324000-00806657

